








Productive Old-Growth Categories Used in the Tongass Size–Density Model

SD	<i>Land and Forest Condition Most Probable Forest Type</i>	<i>Tree Sizes and Densities Most Probable Forest Type</i> ¹	<i>Illustration Most Probable Forest Type</i>
4H	Low productive older forests associated with wet, poorly drained land types (e.g., muskegs, fens, rolling hills, broken mountain slopes, plateaus, glacial outwash zones). Canopy closure is variable. Trees are small, old, and defective. Stand volume is low.	Low densities (SDI < 280) of small-diameter trees (QMD < 17 inches). Tree size distribution and spacing is variable and patchy. Tree diameters greater than 40 inches are generally not present.	100' 
4N	Low to moderately productive older upland forests. Canopy characteristics are variable and patchy, with moderate canopy closure and relatively coarse canopy texture. Stand volume is low to moderate.	Low densities (SDI < 280) of medium diameter trees (17 < QMD < 21 inches). Tree size distribution and spacing is variable and patchy. Tree diameters greater than 40 inches are rare.	
4S	Highly productive younger upland forests. Stand volume is moderate, but increasing rapidly. Crown competition is high. Canopy characteristics tend to be uniform, with high canopy closure and fine canopy texture.	High densities (SDI > 280) of medium-diameter trees (17 < QMD < 21 inches). Tree size distribution and spacing tends to be more uniform. Tree diameters greater than 40 inches are rare.	100' 
5H	Moderately productive older forests associated with wet, poorly drained land types (see 4H above). Canopy closure, texture, and structure tend to be variable and patchy. Stand volume and annual growth is also variable and patchy.	Low densities (SDI < 280) of medium-diameter trees (17 < QMD < 21 inches). Tree diameters greater than 40 inches are somewhat common, but not uniformly distributed throughout the stand.	100' 
5N	Moderately productive older upland forests. Stand volume is moderate to high. Canopy characteristics tend to be variable, with moderate canopy closure and coarse canopy texture.	Low densities (SDI < 280) of medium-to-large diameter trees (17 < QMD < 21 inches). Tree size distribution and spacing is variable and patchy. Tree diameters greater than 40 inches are common, but not uniformly distributed throughout the stand.	
5S	Highly productive upland forests. Stand volume is high. Canopy characteristics tend to be uniform, with moderate to high canopy closures.	High densities (SDI > 280) of medium-diameter trees (17 < QMD < 21 inches). Tree size distribution and spacing tends to be uniform. Tree diameters greater than 40 inches are somewhat common, but not uniformly distributed throughout the stand.	100' 
67	Highly productive forests associated with riparian areas, alluvial fans, colluvial toe slopes, karst geology, and wind-protected uplands. Stand volume is high. Stand age can vary. Canopy closure is low to moderate and canopy texture is coarse.	Low densities (SDI < 280) of large-diameter trees (QMD > 21 inches). Tree diameters greater than 40 inches are common and uniformly distributed throughout the stand.	200' 100' 

¹ SDI=Stand Density Index; QMD = Quadratic Mean Diameter. Source: John Caouette, 2006